



**DC88X**  
**DOUBLE CYLINDER**  
**E1360X - E1460X - E1560X**



# DOUBLE CYLINDER

E1360X - E1460X - E1560X





All images in this brochure are indicative and not binding.

## DOUBLE CYLINDER E1360X - E1460X - E1560X

Double cylinder single-feed high speed machine for the production of men's, women's and children's socks in ribs, plain knit and links. Needle-needle single-magnet selection for several rib and links patterns. Tuck knitting option on lower cylinder. Brushless motor incorporated in the column with variable heel and toe reciprocating motion. 2 selection points instead of pickers and needle droppers. Electronic size control by automatic adjustment of the stitch. Available in 3" 1/2, 3" 3/4 and 4" diameters and gauge from 7 to 22.

- Needle-needle single-magnet selection instead of pickers and needle droppers and links drums for different rib and links patterns.
- Simplified shell/skirt with less mobile cams
- Takedown with electronic control and size self adjustment
- Stitch cams with independent stepper motors
- Electronic full control of yarnfingers and of all functions
- Easier sinkers maintenance thanks to the rotating knitting head

### MACHINE DIMENSIONS



Length cm 90  
Depth cm 104 + yarn creel cm 60  
Height cm 260

### MACHINE WEIGHT



Machine ca. 330 Kg  
Yarn creel ca. 24 Kg

#### NOTE:

All data relating to outer appearance, performance, dimensions and weight are just as an indication.

# DOUBLE CYLINDER

## E1360X - E1460X - E1560X

### TECHNICAL DATA

MODEL	CYLINDER DIAMETER	GAUGE	NEEDLE THICKNESS
E1360X	3"1/2	from 9 to 22	0.5 - 0.6 - 0.7 mm
E1460X	3"3/4	from 9 to 22	0.5 - 0.6 - 0.7 mm
E1560X	4"	from 7 to 22	0.5 - 0.6 - 0.7 - 0.9 mm

Above data are indicative and not binding.

### STANDARD DEVICES

- Needle-needle single-magnet electronic selection system;
- Sock downtake with downwards movement control;
- Automatic turning device;
- Multi-stiffening by means of stepper motor;
- High heel by means of single-magnetic selection;
- Sinker cap with internal lubrication;
- 6 pneumatic yarnfingers;
- 4-rod take-up device;
- Suction valve controlled with stepper motor;
- Tail knitting at the start of the sock;

### OPTIONAL DEVICES

- Fan
- Picot welt
- Size electronic control
- Split device
- Pneumatic yarnfinger number 7
- First yarnfinger positioning at feeds 5,6 and 7
- Second yarnfinger positioning at feeds 2,3 and 4
- Lycra plating
- Bare Lycra
- 6-rod take-up device
- Yarn brake discs opener 1 and 2
- Prearrangement for YoYo feeder
- Prearrangement for LGL feeder
- Spyder sensors
- Cassefils mechanical sensors
- Knots electric sensors
- Ethernet board

### SUITABLE YARNS

The machine is designed to be used with the following yarns

- Natural fibers
- Syntetic yarn
- Elastic yarn

### POSSIBLE KNITTING

The standard machine can perform the following knittings

- Plain knit
- Rib
- Links
- Tuck stitch on lower cylinder

# DOUBLE CYLINDER

## E1360X - E1460X - E1560X

### NUMBER OF COLORS

Number of colors

1 color on the same course  
Up to 5 colors on first feed

### PERFORMANCES

		4" CYLINDER DIAMETER
GAUGE		14 (needle thickness 0.7)
KNITTING FEATURES		LINKS = 360 Rpm
		Rib and plain knit = 400 Rpm
		Tuck stitch = 260 Rpm
		Reciprocated motion = 380 Rpm

Above data are indicative and not binding.

### GAUGE

		GAUGE														
Model	∅	6	7	8	9	10	11	12	13	14	15	16	17	18	20	22
1360X	3 1/2"				96 100 104	108 112	116 120 124	128 132 136	140 144 148	152 156	160 164 168	172 176 180	184 188 192	196 200	216 220 224	240
		Needle thickness 0.7														
		Needle thickness 0.6														
		Needle thickness 0.5														

		GAUGE														
Model	∅	6	7	8	9	10	11	12	13	14	15	16	17	18	20	22
1460X	3 3/4"				104 108	112 116 120	124 128 132	136 140 144	148 152 156	160 164 168	172 176 180	184 188 192	196 200 204	208 212 216	232 236 240	
		Needle thickness 0.7														
		Needle thickness 0.6														
		Needle thickness 0.5														

		GAUGE														
Model	∅	6	7	8	9	10	11	12	13	14	15	16	17	18	20	22
1560X	4"	70 80	84 88 92	96 100 104	108 112 116	120 124 128	132 136 140 144	148 152 156	160 164 168	172 176 180	184 188 192	196 200 204	208 212 216	220 224 228 232	248 252 256	
		Needle thickness 0.9														
		Needle thickness 0.7														
		Needle thickness 0.6														
Needle thickness 0.5																

Above data are indicative and not binding.

#### DISCLAIMER:

For gauges lower or higher than those in the chart, their maximum speed must be reduced by 10-15%. Should you use staple fiber, maximum speed has to be detected each time according to the yarn and the item to be produced.

# DOUBLE CYLINDER

## E1360X - E1460X - E1560X

### ELECTRIC POWER CONSUMPTION

With program for medium length socks.

MACHINE MODEL	CONSUMPTION kWh
E1360X - E1460X - E1560X	0.54

### COMPRESSED AIR CONSUMPTION

Gauge pressure 6,5 bar, humidity 0% and dryer outlet temperature 18°C-21°C.

MACHINE MODEL	CYCLE TIME	CONSUMPTION FOR SOCK	CONSUMPTION PER MINUTE
E1360X - E1460X - E1560X	2'42"	NI 110 - ft <sup>3</sup> 3.8	NI 40.7 - Cfm 1.4

### SUCTION

Depression = Cylinder = 800 - 850 mm/H<sub>2</sub>O - Flow= 2 m<sup>3</sup>/min

### NOISE LEVEL

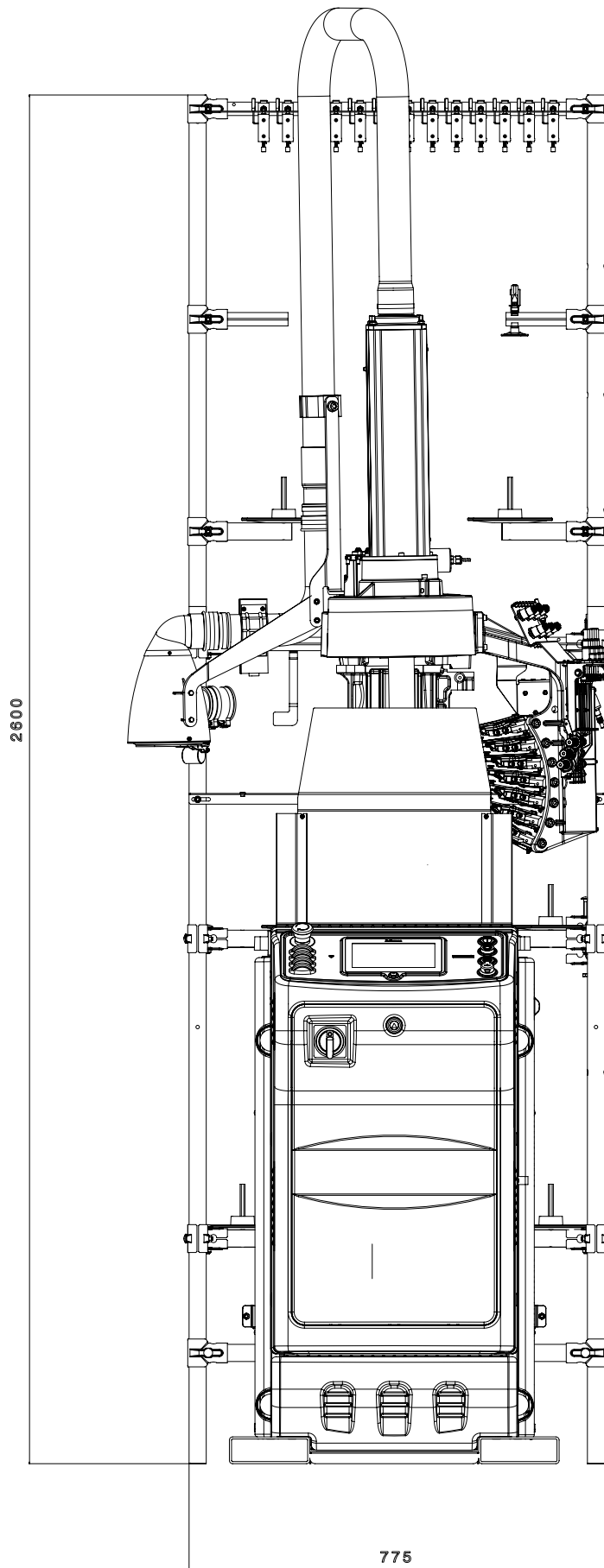
Machine average noise level, suction included LpA=81.9 dB LwA=99 db

### LUBRICANTS

Average consumption for 100 dozens= 330 gr. Lonati recommends: Kluber Madol 183 Supreme

### GREASE

For seals, bearing etc Lonati recommends: Damping grease Nyogel 774F



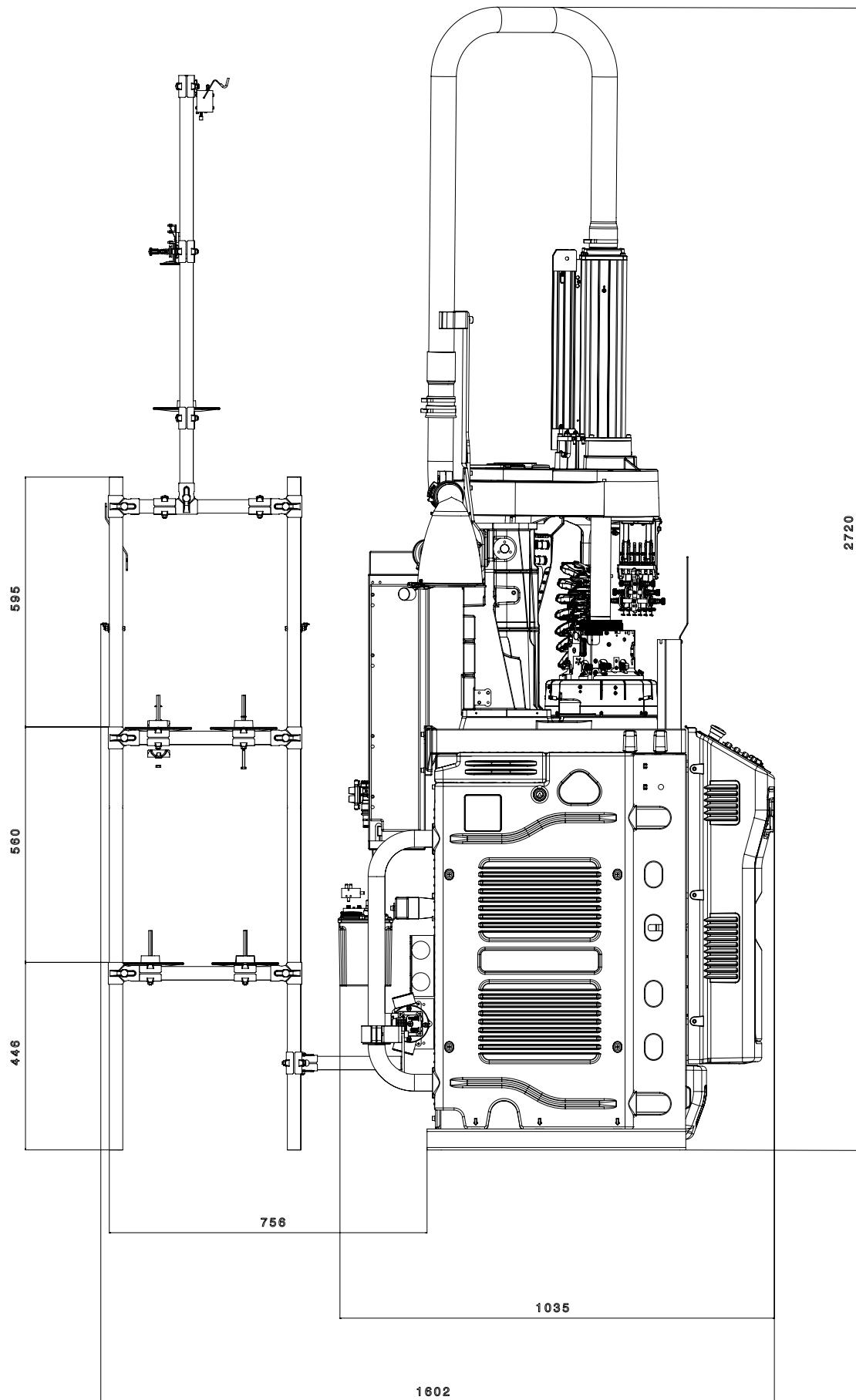
**FRONT VIEW**

Machine dimensions + 12 positions yarn creel.

**NOTE:**

The picture may show fittings and equipment that are supplied on demand and not.



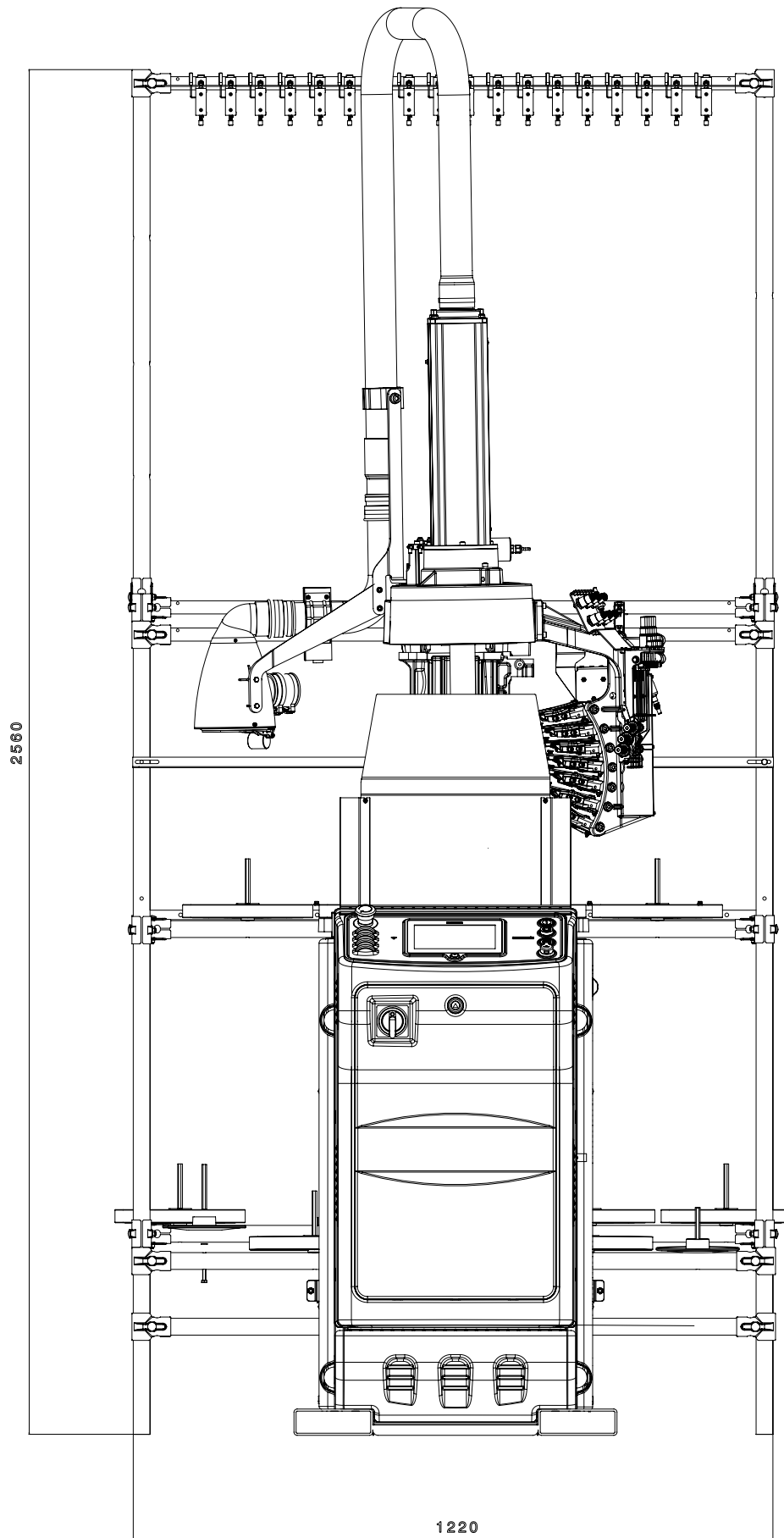


### SIDE VIEW

Machine dimensions + 12 positions yarn creel.

### NOTE:

The picture may show fittings and equipment that are supplied on demand and not.

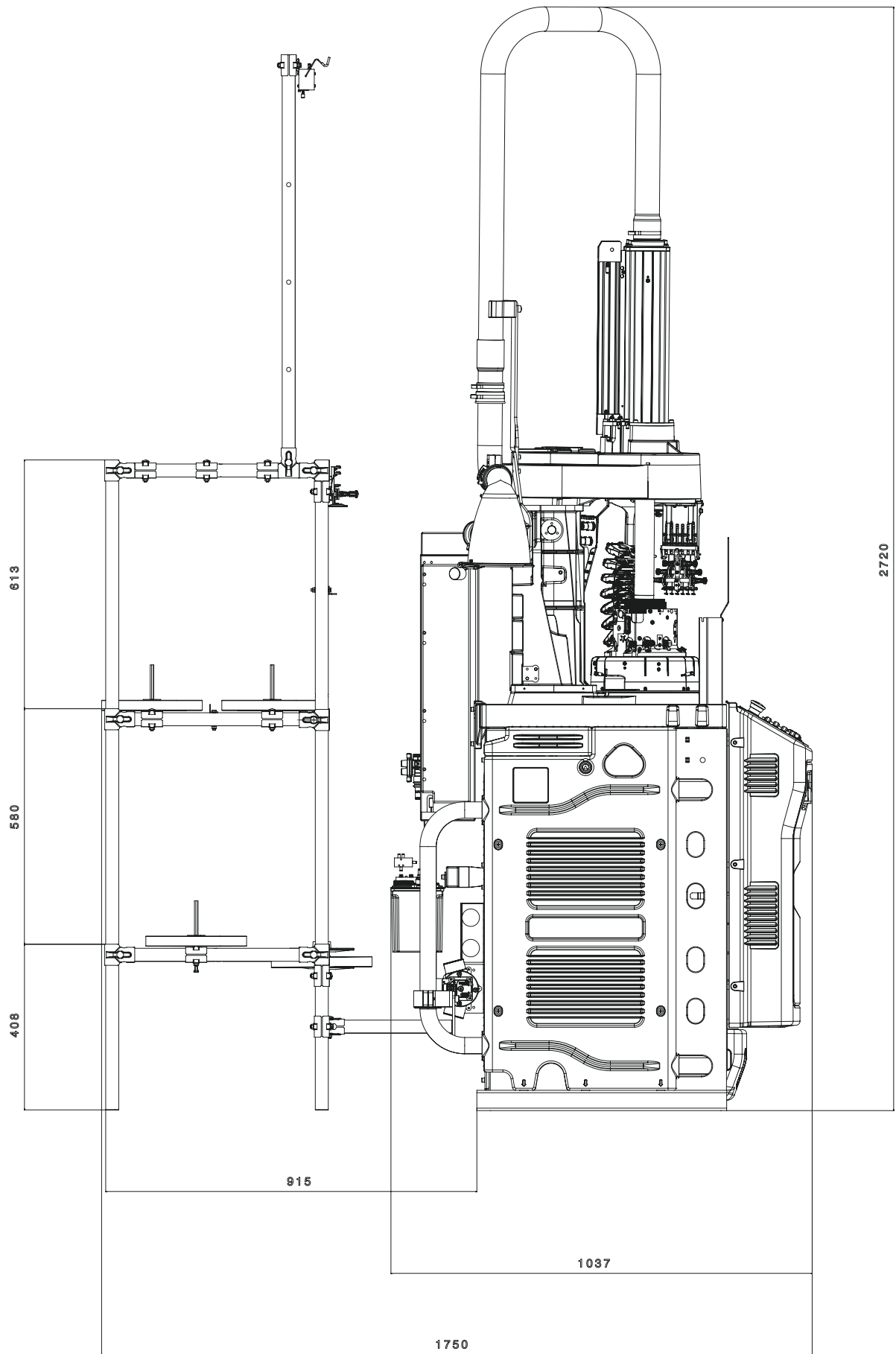


#### FRONT VIEW

Machine dimensions + 16 positions yarn creel.

#### NOTE:

The picture may show fittings and equipment that are supplied on demand and not.

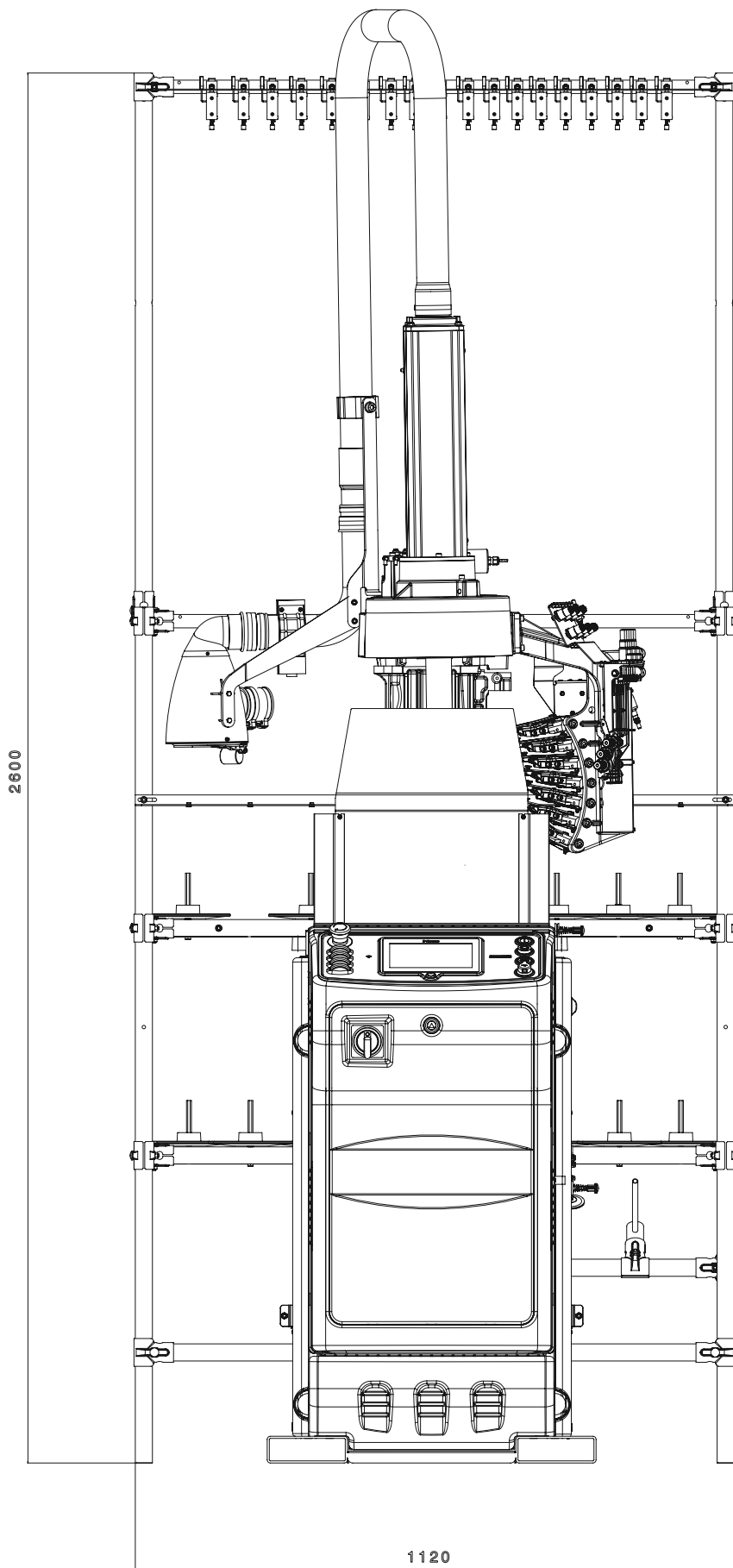


## SIDE VIEW

Machine dimensions + 16 positions yarn creel.

### NOTE:

The picture may show fittings and equipment that are supplied on demand and not.

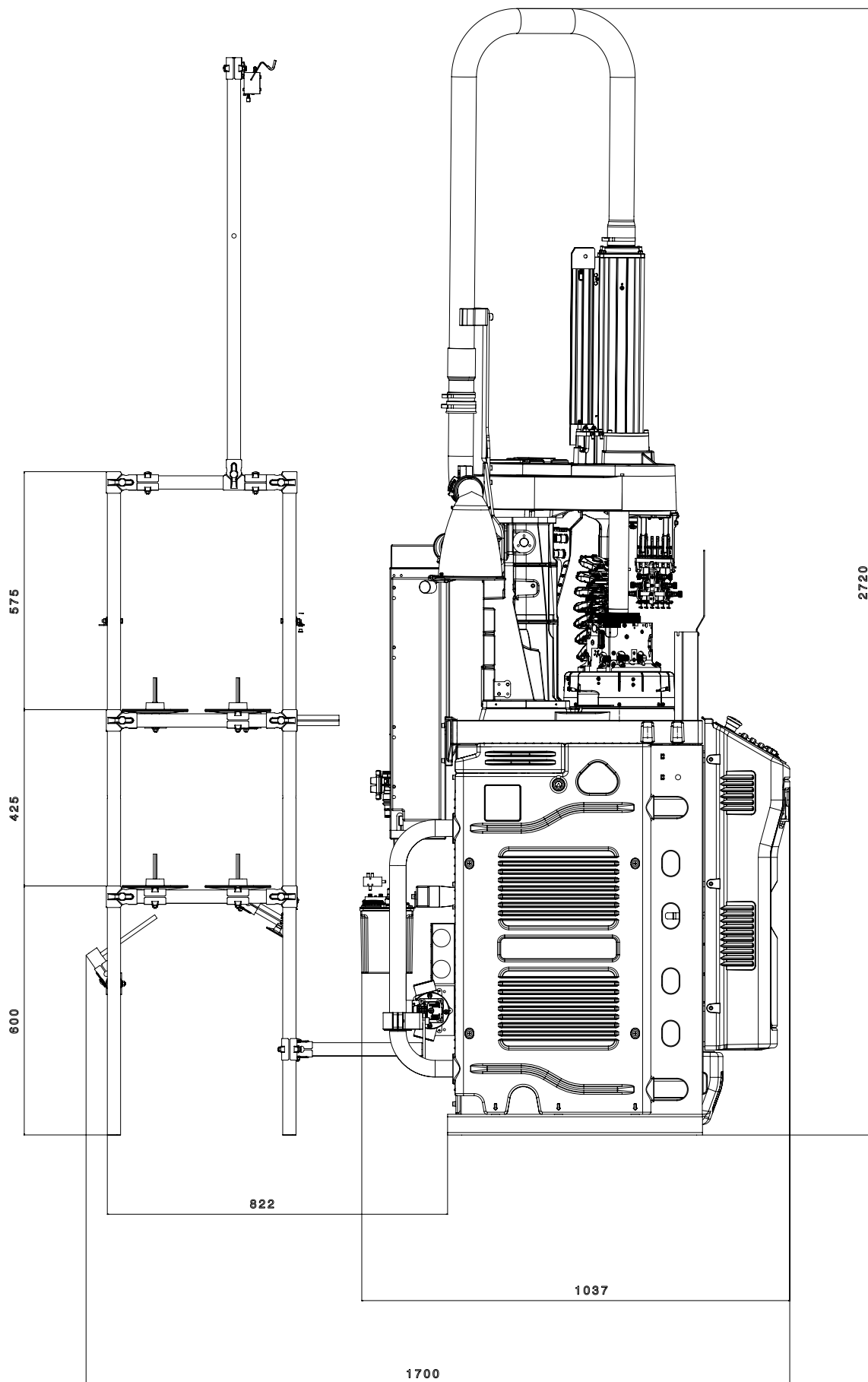


## VISTA FRONTALE

Ingombri macchina + impalcatura 18 posizioni.

## AVVERTENZA:

Le immagini possono illustrare anche accessori ed equipaggiamenti a richiesta che non fanno parte della dotazione di serie.



## VISTA LATERALE

Ingombri macchina + impalcatura 18 posizioni.

## AVVERTENZA:

Le immagini possono illustrare anche accessori ed equipaggiamenti a richiesta che non fanno parte della dotazione di serie.







**LONATI SPA**

Via Francesco Lonati, 3 | 25124 Brescia (Italy)  
Tel. +39 030 23901 | Fax +39 030 2310024  
C.F.: 01469680175 | P.iva: 02096730961  
info@lonati.com - www.lonati.com